



Shadow Reading

Teacher reads a line and then students repeat.



Choral Reading

Children read together.



Take a Turn

Divide children into groups and each section reads a different line. (Let boys and girls alternate reading lines.)




Three Bears

Read papa bear style (with a deep voice), mama bear style (with a prissy voice), and baby bear style (with a wee voice).



Emotions

Read a text with different emotions, such as happy, sad, angry, sleepy, etc. Which one fits the text best?



Popcorn

Whenever the teacher yells, "Popcorn," the students must pick up reading. This keeps children focused and attentive. Children can also say "popcorn" when partner reading.



Magic Word

Choose a "magic word" (high frequency word) in the text. Every time you come to that word, the children get to clap, jump up, snap, etc.



Say What?

Read the wrong way and have children correct you by shouting out, "Say what?"



Missing Word

Omit a word and have the children fill it in.



Sit Like a Boss

Children get to scoot back their chairs, put their feet up on their desk, cross their arms over their chest and "read like a boss."



Cowboy

Children straddle their chairs like cowboys and cowgirls riding a horse.



Underwater

Put your index finger between your lips and vibrate as you read.



With a Cold

Children hold their nose and read as if they have a stuffed nose.



Opera

Sing with dramatic arm gestures.



Rock and Roll

Pretend to hold your guitar as you dance and read.



Rap

Snap your fingers and read with a rhythm.



King and Queen

Put a pretend crown on your head and read with a "royal" tone.




Martian

Make antennae with index fingers over your head. "Beep" for the syllables in each word.




Robot

Stick out arms and pretend to read with a monotonous voice.



Rainbow

Open hands and place on the left side of your body. Swing up and across the body in an arc as you read each line.




Darth Vader

Put hands over mouth and read in a slow whispery voice.



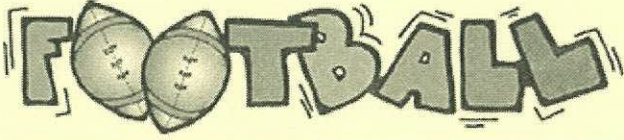
Animal Voices

"Meow" each syllable like a cat; "bark" like a dog; and make other animal sounds.



Football Player and Cheerleaders

Boys read each line with a gruff voice like a football player. Bend over after each line and go "Hut! Hut!"
Girls read each line like a cheer leader and go, "Rah! Rah!" at the end of each line.



Teacher Style

Children pretend they are the teacher as they point and read.

